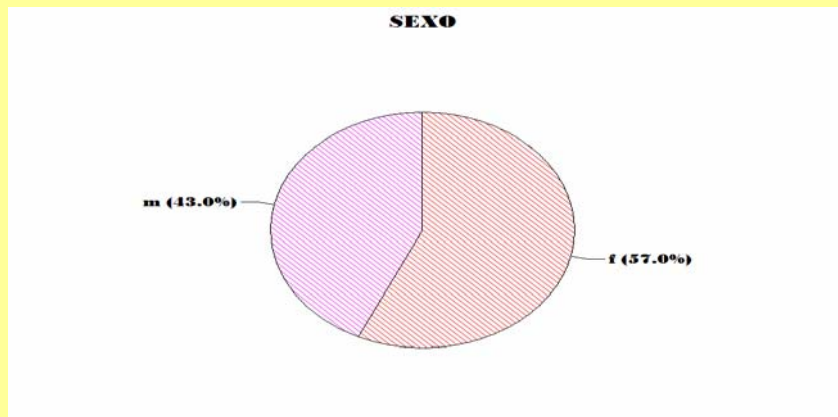


EDAD	
N	100
MEAN	39.920
SD	14.986
MINIMUM	15.000
1ST QUARTI	26.000
MEDIAN	40.000
3RD QUARTI	50.000
MAXIMUM	77.000

### FREQUENCY DISTRIBUTION OF SEXO

VALUE	FREQ	PERCENT
f	57	57.0
m	43	43.0

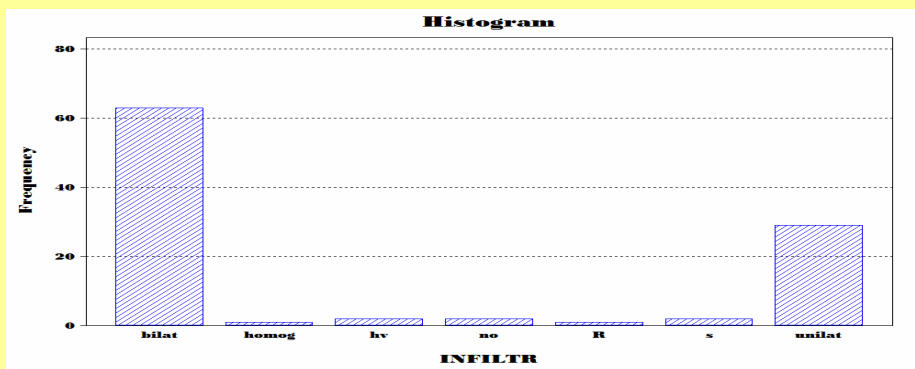


**SEXO = f**

EDAD	
N	57
MEAN	39.474
SD	14.929
MINIMUM	15.000
1ST QUARTI	26.000
MEDIAN	40.000
3RD QUARTI	50.000
MAXIMUM	77.000

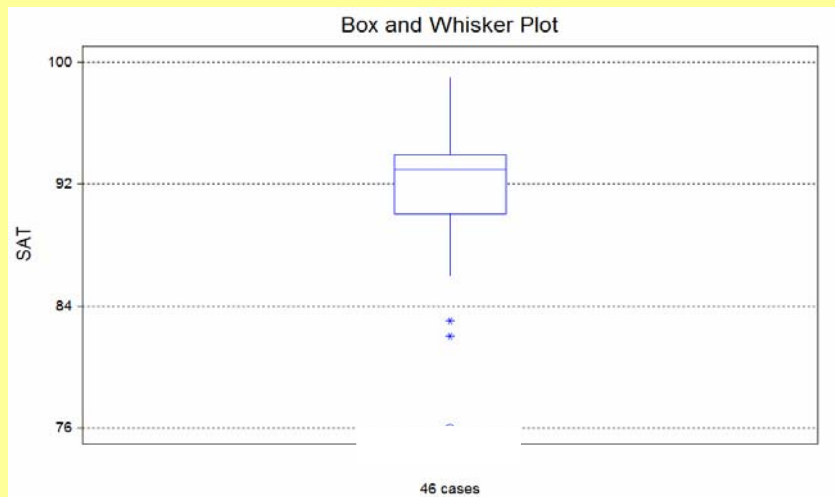
**SEXO = m**

N	43
MEAN	40.5
SD	15.2
MINIMUM	15.0
1ST QUARTI	28.0
MEDIAN	40.000
3RD QUARTI	51.000
MAXIMUM	77.000

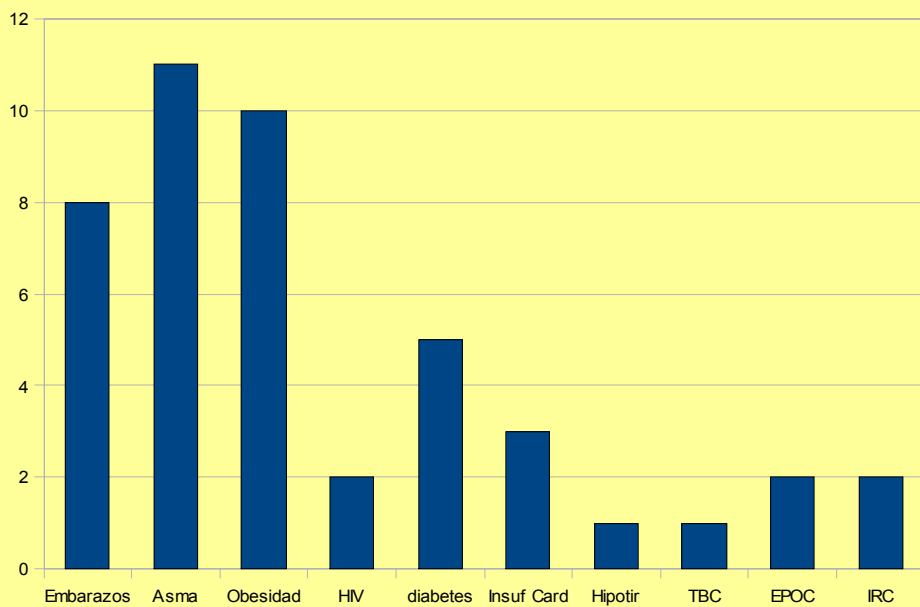


**FREQUENCY DISTRIBUTION OF INFILTR**

VALUE	FREQ	PERCENT
bilat	63	63.0
homog	1	1.0
hv	2	2.0
no	2	2.0
R	1	1.0
unilat	29	29.0
TOTAL		100



N	100
MEAN	92.2
SD	5.4



1691 Consultas  
100 Neumonías en adultos  
30 Bajo ventilación mecánica

### Crepitantes

Sat > 96%	Si 27	No 0
Sat < 96%	63	10



## Caso sospechoso - Síndrome agudo respiratorio febril

### Registrar saturometría, auscultación, tiempo de evolución

